



District Report Card: 2017


State: Tripura	District: Unakoti
Class: 5	Subject: Language
Schools: 59	Students: 1037


Participation/Coverage


Students

<div>GENDER</div> <div></div>	Boys		Girls	
	Number	%	Number	%
	517	49.86	520	50.14

<div>AREA</div> <div></div>	Rural		Urban	
	Number	%	Number	%
	885	85.34	152	14.66

<div>CATEGORY</div> <div></div>	SC		ST		OBC		GEN	
	Number	%	Number	%	Number	%	Number	%
	271	26.13	196	18.90	278	26.81	292	28.16

<div>CWSN</div> <div></div>	LD	VI	HI	S&LD	ID	Oth
	0	2	0	1	3	20

<div>Management</div> <div></div>	Government		Government-aided	
	Number	%	Number	%
	1037	100.00	0	0.00

Average Performance of Students in Language (%)

Overall	Gender		Area		Management		Social Group			
	Male	Female	Rural	Urban	Govt.	Aided	SC	ST	OBC	GEN
56.49	56.60	56.38	55.95	59.65	56.49	0.00	58.52	53.10	59.88	53.65

Performance on Learning Outcomes (LOs)

Learning Outcomes	Description	Average Performance(%)
L504	Reads and comprehends independently storybooks, news items/ headlines, advertisements etc.	53.96
L508	Reads text with comprehension, locates details and sequence of events	57.75

Range of Performance of Students who Answered Correctly							
Below 30%		30% - 50%		50% - 75%		Above 75%	
Number	%	Number	%	Number	%	Number	%
151	14.56	256	24.69	391	37.70	239	23.05

Lowest Performing Learning Outcomes (LOs)

- 1 - Reads and comprehends independently storybooks, news items/ headlines, advertisements etc. (53.96)
- 2 - Reads text with comprehension, locates details and sequence of events (57.75)